



TECHNICAL SPECIFICATION


SILVALARCH™ T&G V-JOINT CLADDING

Overview

Siberian Larch is highly valued for its remarkable properties and performance characteristics. It is strong and durable, possessing unusually high levels of resin, which give the heartwood a natural resistance to decay. With its lustrous golden-brown colour and striking grain patterns, SILVALarch has a highly attractive appearance.

The Tongue & Groove V-Joint profile can be installed horizontally or vertically. A bevel on both edges of the face creates a neat v-shaped shadow line that accentuates the height or width of any façade. With its clean lines and flat profile, this V-Joint profile makes an excellent choice when a contemporary appearance is desired.

Silva hand selects boards from the highest quality slow-grown Siberian Larch to meet its own stringent in-house quality standards. SILVALarch is available in three grades.



Wood species

Siberian Larch (*Larix sibirica*).

Profile, sizes, and lengths

Profile: TGV V-Joint.

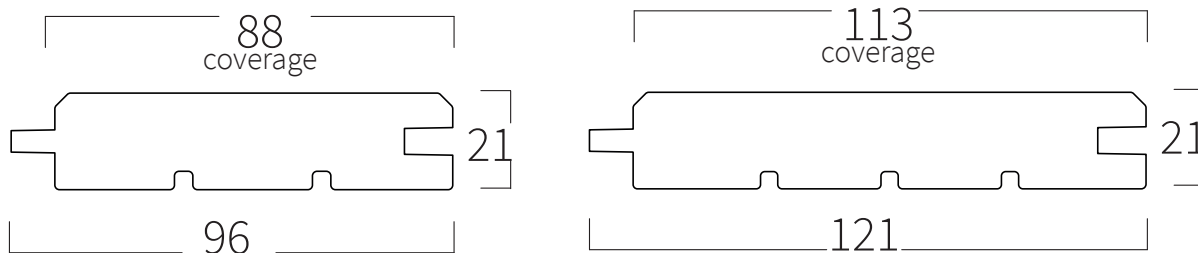
Lengths: 1m to 6m.

Profile codes:

Sizes:	Grade: Silva A	Grade: Silva B	Grade: Silva C
21x96mm	ST020101	ST020201	ST020301
21x121mm	ST020102	ST020202	ST020302

WE DISCOVER
YOU CREATE

SILVA
TIMBER PRODUCTS



All measurements displayed in millimetres.

Product specification

Name	SILVALarch™ (Siberian Larch) T&G V-Joint Cladding.
Classification	Siberian Larch (internal and external use) is classified as 'Class 3 Moderately Durable' by BS EN 350 and is CE marked and approved.
Grade	Available in three grades. Silva A Graded to BS1116-3 Part 4 Class 1. Silva B Graded to BS1116-3 Part 4 Class 2. Silva C Graded to BS1116-3 Part 4 Class 3. Full grading information: www.silvatimber.co.uk/Grade-SILVALarch-A-B-C.pdf
Surface texture	Smooth face.
Durability	Decay resistance of durability Class 3 (moderately durable) according to the EN 350 standard.
Serviceable life	50+ years can be achieved when the wood is properly detailed and maintained.
Moisture content	16 - 18% +/-2% when packed at the production site. This is subject to change according to local atmospheric conditions.
Density	570 to 650 kg/m ³ when kiln-dried to 12% moisture content.
Fire	Class D-s2, d0 in accordance with the SBI (single burning item).
Thermal Properties	0.13 W/(m K)*1. At 12% moisture content.
Sustainability	Siberian Larch is FSC® certified, ensuring the raw material is sourced from sustainable managed forests.

Factory coating

SILVALarch cladding can be factory coated enabling it to be installed at any time of year regardless of the weather or temperature. The application of a coating is necessary to protect the wood from the damaging effects of moisture and UV, to help prevent the wood from turning grey and to curb the growth of fungi that produce mould or blue stains.

Recommended coating systems

Silva's factory coated cladding range is available with a choice of two high-performance coating systems.



Sansin SDF™

SDF's specially formulated oils and resins penetrate into the wood, providing outstanding weather and UV protection. High-quality nano pigments create vibrant colours that last. Available in a wide range of natural, semi-transparent and solid colours.

Trend Series Natural: Three specially formulated natural tones to complement and enhance the natural colours of SILVALarch.



Light

Medium

Dark

Trend Series Opaque: Five of our most popular low maintenance solid colours.



Black

Anthracite

Cashmere

Rich Cedar

Coniston Grey

Full Sansin Colour Range: A choice of over 100 colours from five exterior colour tone categories: Natural, Translucent, Saturated, Ultra-saturated, Solid Hide.

Special Colours: Custom colours and RAL colour matching available.

Sansin Wood Sealer™

A low-VOC water-borne penetrating treatment. Virtually invisible once applied, it is designed to reduce moisture absorption and minimise surface growth and discolouration. Over time, the wood will weather uniformly to a beautiful silver-grey tone.



Wood sealer four years after installation

Maintenance

Sansin SDF and Wood Sealer penetrate the surface of the wood, so unlike film-forming finishes, they will not crack, peel, or blister.

Easy maintenance - no sanding or stripping necessary.

Clean and apply a single coat to refresh appearance as required.

Important design considerations

Required fixings 60mm stainless steel annular ring shank nails – flat head, grade 304.

Use marine-grade 316 for exposed areas such as tall elevations and coastal locations for ultimate corrosion resistance.

Fixing instructions Install horizontally or vertically.

Use a suitable breathable waterproof membrane except on already watertight walls e.g. masonry.

Ensure there is an adequate cavity between the cladding and the external walls to provide drainage and ventilation.

Ensure that there are suitable flashings at the boundaries of the cladding at junctions with other components, and around openings in order to direct water clear of the cladding.

Minimum recommended gap of 2mm between the joint of adjoining boards.

Nail fixing should be, where possible, at least 30mm from the end of each board and 30mm from the edges.

For hidden fixings, pre-drill nail holes to minimise splitting.

Leave a 15mm gap between the bottom of vertical boards and flashings. Horizontal boards stop short of any vertical members by 8 – 10mm to allow ventilation to the end grain of the boards.

Stop the cladding 200 – 250mm above ground level, or abutting roofs, to prevent indirect wetting as a result of splashback off the ground or other horizontal surfaces.

Apply end sealer or a good coating of touch up stain to any cut ends.

Batten instructions Horizontal cladding is fixed to vertical battens.

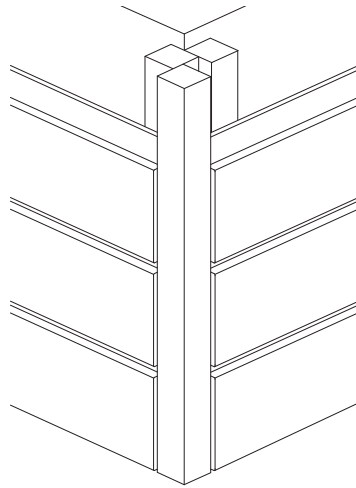
Vertical cladding is fixed to horizontal battens on top of vertical counter battens to provide adequate airflow.

Battens should be configured so as not to restrict drainage and the vertical circulation of air.

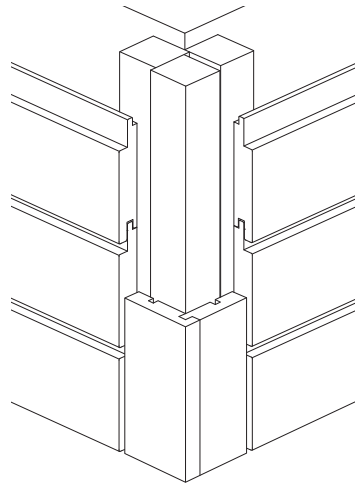
Vertical battens should be a minimum thickness of 38mm treated softwood.

Battens fixed vertically to timber-framed walls or aligned with a stud wall should be 19mm as a minimum. If attached to a masonry wall use 38mm minimum.

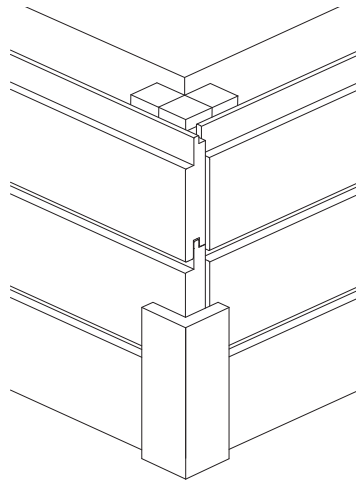
Corner details



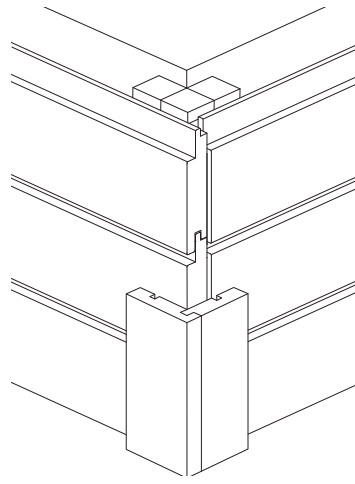
Square timber corner detail.



Square timber corner detail with 2-piece L-shaped corner.



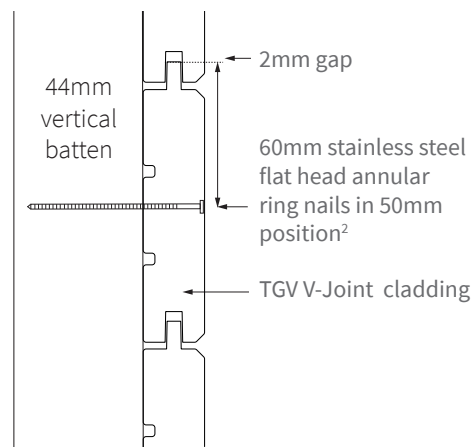
L-shaped timber corner detail.



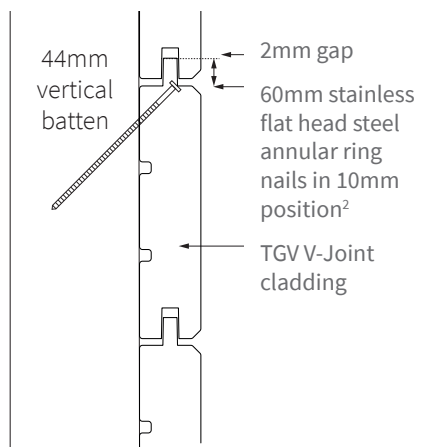
2-piece L-shaped timber corner detail.

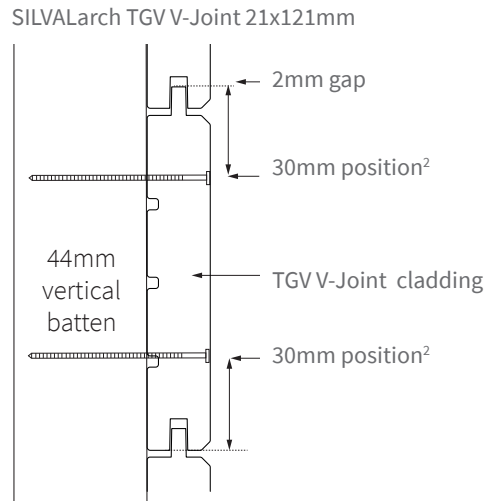
Wall fixing position

SILVALarch TGV V-Joint 21x96mm



Hidden fixing position





Silva Timber recommends where possible to position nails a minimum of 30mm from the edge of the board.

Storage & handling

Store cladding, horizontally, on a solid surface (not earth/grass) in a dry, well-ventilated space sheltered from the sun and rain.

Raise off the ground on bearers to allow airflow through and around the stack and place bearers at regular intervals to prevent stack from bowing.

SILVALarch is a natural wood product without additional chemicals. When not glued or painted, uncoated SILVALarch waste can be handled like any other untreated wood waste.

Accessories

Corner solutions

SILVALarch L-shaped corner SILVA A	SKU: SLCN050050USKF 1M	Profile code: ST020190
SILVALarch 2-piece L-shaped corner SILVA A	SKU: KITSLTRMST02039 1M	Profile code: ST020194
SILVALarch square shaped corner trim SILVA A	SKU: SLSQ050050USKF 1M	Profile code: ST020191

Boards

SILVALarch board (21x44) SILVA A	SKU: SLTR021044USKF1 1M	
SILVALarch board (21x96) SILVA A	SKU: SLTR021096USKF1 1M	Profile code: ST020117
SILVALarch board (21x96) SILVA B	SKU: SLTR021096SFKF1 1M	Profile code: ST020217
SILVALarch board (21x96) SILVA C	SKU: SLTR021096FRKF1 1M	Profile code: ST020317
SILVALarch board (21x121) SILVA A	SKU: SLTR021146USKF1 1M	Profile code: ST020118
SILVALarch board (21x121) SILVA B	SKU: SLTR021121SFKF1 1M	Profile code: ST020218
SILVALarch board (21x121) SILVA C	SKU: SLTR021121FRKF1 1M	Profile code: ST020318
SILVALarch board (21x146) SILVA A	SKU: SLTR021146USKF1 1M	Profile code: ST020119
SILVALarch board (21x146) SILVA B	SKU: SLTR021146SFKF1 1M	Profile code: ST020219
SILVALarch board (21x146) SILVA C	SKU: SLTR021146FRKF1 1M	Profile code: ST020319

Fixings

60mm stainless steel flat head annular ring nails SKU: 60SHANK

Breathable membranes

DuPont™ Tyvek® HouseWrap® SKU: TY44RHW10028

Coatings

Sansin® SDF SKU: dependent on range and colour

Sansin® Wood Sealer SKU: 8211/

¹ Note: slight changes in size may occur after machining in response to changes in moisture levels. Though the timber will be kiln dried to 16 – 18% +/- 2% at the time of production, the moisture level may increase or decrease according to the temperature and the relative humidity (RH) of the ambient air. Changes in moisture levels may cause the cladding to expand or contract slightly, therefore a margin of error to accommodate slight variance in size should be used when producing layout drawings.

² Suggested fixing positions for boards should be a minimum of 30mm from board edges (from the furthest edge of the board) using 60mm stainless steel flat head annular ring nails.

* Actual product colours may vary from colours shown on your monitor. Colours can be verified by ordering a sample. If you have any questions, please contact us on 0151 495 3111 or email to enquiries@silvatimber.co.uk.