

PressurePlus: 1-step natural wood treatment for all types of pressure treated lumber; available in natural and weathered wood tones. Engineered to improve the dimensional stability and overall performance of pressure treated wood.

FEATURES

- Transforms green pressure treated lumber to a beautiful natural wood or weathered grey tone
- Enhances the natural tone of brown pressure treated lumber or transforms it to a beautiful weathered grey tone
- Enhances grey toned pressure treated lumber
- Easy 1-step application
- VOC compliant, environmentally friendly
- Translucent
- Ideal for both new and existing pressure treated wood surfaces
- Penetrating protection
- Reduces water absorption
- Reduces swelling of wood
- Water repellent, breathable
- UV resistant
- Ready to use
- Clean up with soap and water

APPLICATIONS

- Horizontal and vertical wood surfaces
- Decks, balconies and fences
- New and old pressure treated wood

CHARACTERISTICS

- Appearance..... Brown or Grey Tone
- ColoringTransparent
- OdorAmine Smell
- FormLiquid
- Specific Gravity1.00
- Density8.3
- pH,(approx.).....9-9.5
- Viscosity15-18 seconds Z #2
- SolventsNone
- Freezing Point-1°C (31°F)
- DiluentWater
- CleanupWater
- Drying Time @ 20°C (68°F) 18% M.C24 Hours
- Drying Time between applications @20°C (68°F)..... 12-24 Hours
- Coverage Pending to Penetration250-350 sq ft/ US Gal
- Longer drying time needed in high humidity or low temperature
- Keep from freezing
- VOC (g/L)Actual 48 g/L
.....Regulatory 212 g/L

PACKAGING

- Available in 1 US gallon containers.

PREPARATION

PREPARATION IS KEY TO A SUCCESSFUL PROJECT

- Inspect wood surfaces for defects and make any necessary repairs.
- Use the appropriate Sansin wood cleaner and/or wash the entire surface with a minimum 3000 PSI pressure washer using clean water and proper technique. Be careful not to erode the surface.
- For best results and a smooth level surface, sand the surface area well with a 60-80 grit paper using a random orbital sander.
- Follow by power washing, vacuuming or using compressed air for proper cleaning. Surface must be clean, free from dust, dirt, grease, wax or any existing coatings.



PRESSURE WASHING 3000 PSI



FINISH SANDING #60-#80 GRIT


APPLICATION METHODS

- Always flood surface to the penetrating point of saturation
- Dipping
- Brushing
- Flood coating
- Spraying – hand or automated spraying (low pressure or airless)


WORKING PROCEDURE

- Stir well before and during the application process.
- Test formula on an inconspicuous wood surface to ensure proper color and penetration.
- Apply in proper conditions with an ideal temperature of 21°C (70°F) and relative humidity of approximately 50%.
- Do not apply if rain or near freezing temperatures are expected.
- Saturate the wood surface (5-6 wet mils).
- Brush out any puddles and runs.
- Do not apply on wood that is warm to touch.
- Continually check the surface; brush out all puddles and runs.
- Always read published directions for use prior to beginning any project.


PressurePlus



PressurePlusLight



PressurePlusGrey



PressurePlus





MAINTENANCE

Horizontal surfaces require maintenance every 2-4 years. Maintenance is necessary when the surface shows signs of wear, such as fading or heavy moisture absorption. Maintaining your wood on a regular basis will ensure long-lasting color retention, exceptional dimensional stabilization and effective water repellency. Periodically, clean the wood surface with a power washer or Sansin Multi-Wash to remove dirt and residue. How frequently maintenance coats are required will depend on the quality of prior preparation, quality of application and exposure levels. If fading or erosion is evident, prepare wood by using a power washer to lightly clean the wood surface; or use Sansin Multi-Wash. Then re-apply one maintenance coat of Pressure Plus according to instructions. Exposure, workmanship and color will affect the performance of the coating.

STORAGE

Shelf Life when stored in ideal conditions is 3 years. Store at a temperature of between + 10°C and + 30°C (50°F and 86°F). Keep containers tightly closed.

SAFETY

See Material Safety Data Sheet.

WARNING TO USERS

Keep out of reach of children, if swallowed immediately drink two glasses of milk or warm water. Do not induce vomiting. Call physician immediately. Avoid contact with skin or eyes; flush with soap and water. Avoid breathing of vapor or mist. Wear a properly fitted NIOSH approved respirator. The information contained in this document is given in good faith based on our current knowledge. The use of the product is beyond the control of The Sansin Corporation, and no guarantees, expressed or implied, are made as to the result to be obtained if not used in accordance with the published Directions for Use. The Sansin Corporation does not assume any legal responsibility for use or reliance on same. This information must on no account be used as a substitute for necessary field tests, which alone can ensure that the product is suitable for the expected use. Before using any product, read its label.

SAFETY

The only obligation of the manufacturer and seller shall be to replace such quantity of Sansin product that is proven to be defective. Proof of purchase is required. Seller or manufacturer shall not be liable for any loss or damage connected with the use and/or handling of this product. All labor costs are specifically excluded. User should determine suitability of product for the intended use before application. User assumes all risk and liability in connection therewith. This warranty is expressly made in lieu of any and all other rights, warranties, conditions and remedies, express or implied, including but not limited to any implied warranty or condition of merchantability, fitness for a particular purpose, and any warranty or condition arising out of a course of dealing, a custom or usage of trade. If any distributor or seller of product offers warranties or remedies which differ from those offered by Sansin, Sansin accepts no responsibilities for such warranties or remedies.

© ALL RIGHTS RESERVED

July 2016